

VETERANS LEGACY PROGRAM CURRICULAR MATERIALS

vlp.cah.ucf.edu

VA



**U.S. Department
of Veterans Affairs**

National Cemetery
Administration



UCF

**Department
of History**

UNIVERSITY OF CENTRAL FLORIDA





Product Creation

Veterans Legacy Project

Your team will be creating 3 different products to share your findings

- A Picture Book Biography
- An Essay
- A Project Board





Product #1

The Picture Book Biography

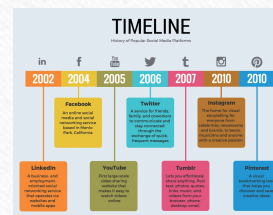
MUST Include: (text features)

- A timeline of your Veteran's Life
- A Map
- Pictures/photos
- Text Box
- Headings and subheadings




shutterstock.com - 250467817


- Sections of your book:
- Early Life
- Military Service
- Post-Military Life
- Sources Page



Adobe Stock | #17267040



Picture Book Layout Guidelines



- Your team will use the Picture Book Template to plan and decide what information you will be putting on each page.
- We will have pre-bound books, so you will be able to type up the text and print it out to then attach to each page.
- Any visuals, pictures, and graphics can be printed or drawn first and then attached to the book pages.

Veteran Biography Picture Book Layout

Plan out your picture book below!

	1 Title Page	2	3	4	5
6	7	8	9	10	11
12	13	14	15	16	17
18	19	20	21	22	23
24	25	26	27	28 Sources	



U.S. Department
of Veterans Affairs
National Cemetery
Administration



Department
of History



Things to think about:



-
- When working on text for the book, read it aloud to check and make sure it works for a biography picture book format.
 - Think about font and size carefully, as that impacts the look and readability of the book.
 - Look at other published picture book biographies for ideas and inspiration on structure and format and visuals.
 - You **MUST** have a sources page that lists the sources of your information.



Product #2 The Essay



- Your team will write a one-page essay that will be read aloud.
- Your team can decide if one person will read the entire essay, or if several students will each read part of it.
- The suggested structure (recipe) for the essay follows.



Recipe for Veteran Essay

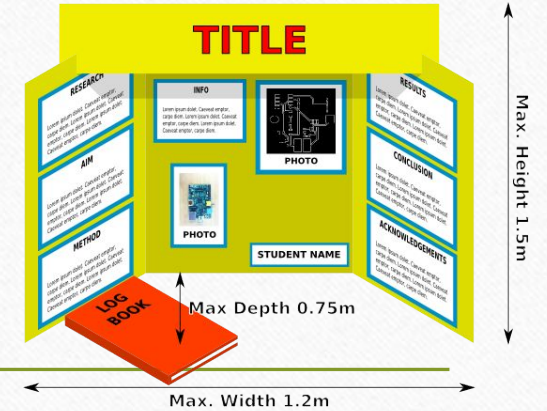
(a detailed recipe is in your packet)

- Introductory Paragraph
- Childhood
- Military Service
- Post-Military Life
- Memorial Summary





Product #3 The Poster



- Your team will create a project poster board on your veteran.
- The poster will be displayed so that your peers can learn about your veteran and their service to our country.
- Your poster will need to be visually interesting, eye-catching, and informative.